

A4 EN 14439 - C50 - D50

TOWER CONFIGURATION - REACTIONS

CONFIGURAZIONE TORRE - REAZIONI / CONFIGURATION TOUR - RÉACTIONS / TORRE DE CONFIGURACIÓN - REACCIONES / КОНФИГУРАЦИЯ БАШНИ - РЕАКЦИИ

EN 14439 - C50
▣ 2,1 m L= 6,0 m - B

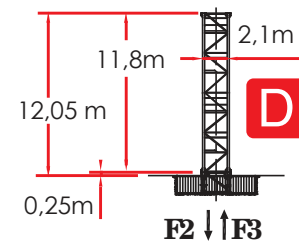
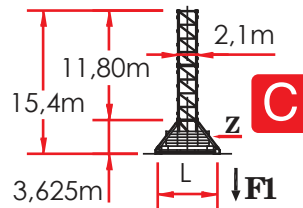
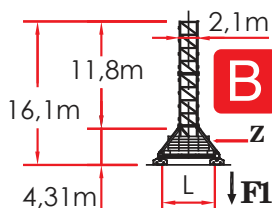
	HR (m)	Z (t)	F1 (kN)
7	2,95 m	42.66	151.37
6	2,95 m	39.71	131.99
5	2,95 m	36.76	115.84
4	2,95 m	33.81	102.92
3	2,95 m	30.86	83.54
2	5,9 m	27.91	70.62
+1	5,9 m	22.01	51.24

▣ 2,1 m L= 6,0 m - C

	HR (m)	Z (t)	F1 (kN)
7	2,95 m	41.76	151.37
6	2,95 m	38.81	131.99
5	2,95 m	35.86	115.84
4	2,95 m	32.91	102.92
3	2,95 m	29.96	83.54
2	5,9 m	27.01	70.62
+1	5,9 m	21.11	51.24

▣ 2,1 m - D

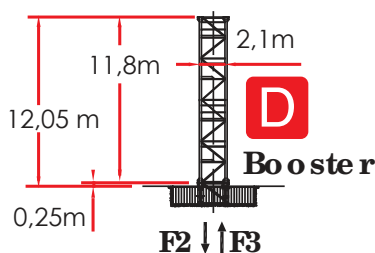
	HR (m)	F2 (kN)	F3 (kN)
7	2,95 m	38.60	1697
6	2,95 m	35.65	1499
5	2,95 m	32.70	1323
4	2,95 m	29.75	1138
3	2,95 m	26.80	1003
2	5,9 m	23.85	965
+1	5,9 m	17.95	901


▣ 2,1m - Booster

	HR (m)	F2 (kN)	F3 (kN)
13	2,95 m	50.40	2557
12	2,95 m	47.45	2309
11	2,95 m	44.50	2089
10	2,95 m	41.55	1852



Comply with the specified ballast / Attenersi alla zavorra indicata / S'en tenir au lest indiqué / Respetar el peso de lastre indicado / Соблюдать указанный балласт



TOWER CONFIGURATION - REACTIONS

CONFIGURAZIONE TORRE - REAZIONI / CONFIGURATION TOUR - RÉACTIONS / TORRE DE CONFIGURACIÓN - REACCIONES / КОНФИГУРАЦИЯ БАШНИ - РЕАКЦИИ

EN 14439 - D50

2,1 m L= 6,0 m - B

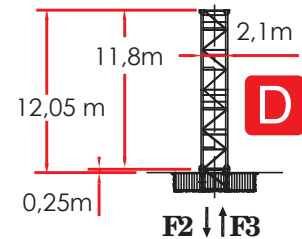
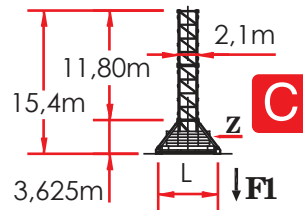
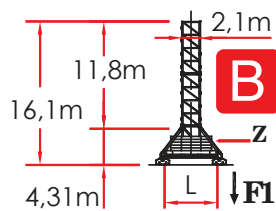
	HR (m)	Z (t)	F1 (kN)
6	2,95 m	36.76	144.91
5	2,95 m	33.81	125.53
4	2,95 m	30.86	109.38
3	2,95 m	27.91	96.46
2	2,95 m	24.96	77.08
+1	5,9 m	22.01	70.62

2,1 m L= 6,0 m - C

	HR (m)	Z (t)	F1 (kN)
6	2,95 m	35.86	144.91
5	2,95 m	32.91	125.53
4	2,95 m	29.96	109.38
3	2,95 m	27.01	96.46
2	2,95 m	24.06	77.08
+1	5,9 m	21.11	70.62

2,1 m - D

	HR (m)	F2 (kN)	F3 (kN)
6	2,95 m	32.70	1803
5	2,95 m	29.75	1575
4	2,95 m	26.80	1375
3	2,95 m	23.85	1164
2	2,95 m	20.90	978
+1	2,95 m	17.95	901

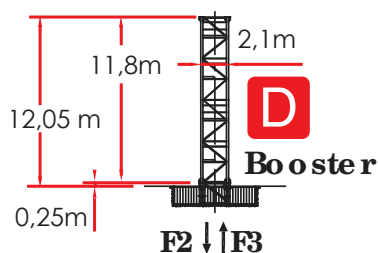


2,1m - Booster

	HR (m)	F2 (kN)	F3 (kN)
10	2,95 m	41.55	2578
9	2,95 m	38.60	2304
8	2,95 m	35.65	2061





Comply with the specified ballast / Attenersi alla zavorra indicata / S'en tenir au lest indiqué / Respetar el peso de lastre indicado / Соблюдать указанный балласт



LOAD DIAGRAMS 12.0 T/ 6.0 T

DIAGRAMMA DI PORTATA / DIAGRAMME DE CHARGE UTILE / CURVAS DE CARGA / ДИАГРАММА ГРУЗОПОДЪЕМНОСТИ

12.000 Kg / 6.000 Kg

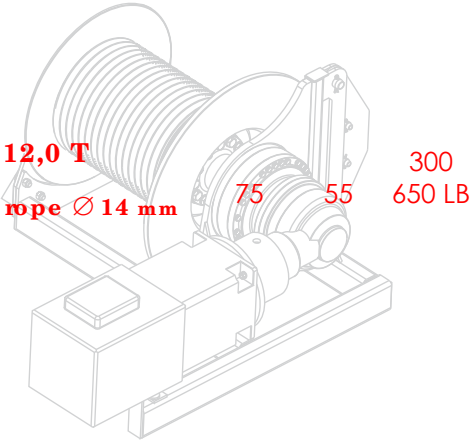
JIB	28.0	33.5	39.0	44.5	50.0	55.0
0,0 ▶	4,2 - 24,9	4,7 - 24,3	5,2 - 23,7	5,7 - 22,9	6,2 - 22,4	6,2 - 22,1
20	12000	12000	12000	12000	12000	12000
21	12000	12000	12000	12000	12000	12000
22	12000	12000	12000	12000	12000	12000
23	12000	12000	12000	11934	11711	11264
24	12000	12000	11671	11252	11022	10588
25	11981	11423	11036	10625	10390	9968
26	11295	10827	10450	10047	9808	9397
27	10618	10271	9906	9513	9270	8869
28	9900	9748	9400	9017	8772	8381
29		9254	8927	8555	8308	7927
31		8330	8067	7720	7472	7109
33,5		7200	7122	6816	6570	6228
35			6603	6328	6087	5994
37			6000	5887	5727	5423
39			5500	5347	5197	4910
41				4845	4715	4446
43				4366	4272	4023
44,5				4000	3962	3730
46					3665	3452
48					3584	3106
50					2900	2783
52						2476
55						1950

ULTRALIFT _ALL INTERMEDIATE LOADS ARE DECREASED OF 10% IF THE CRANE IS NOT EQUIPPED WITH ULTRALIFT CONTROL / SENZA IL SISTEMA ULTRALIFT TUTTE LE PORTATE INTERMEDIE DIMINUISCONO IL CARICO DEL 10% / LES CHARGES INTERMEDIAIRES SONT DIMINUEES DE 10% SI LA GRUE N'EST PAS EQUIPE D'UN CONTROLE ULTRALIFT / SIN EL SISTEMA ULTRALIFT LOS MISAURA INTERMEDIOS DISMINUIR EL CARICO DEL 10% / БЕЗ ULTRALIFT ПРОМЕЖУТОЧНОЙ УМЕНЬШАЕТСЯ НА 10% НАГРУЗКИ.

HOISTING WINCH INVERTER - PERFORMANCES

MECCANISMI / MÉCANISMES / MECANISMOS / МЕХАНИЗМЫ

400 VOLT ± 5% - 50Hz _DIRECTIVE 14/12 - 2005/88/CE

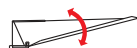
HOISTING WINCH	POWER POTENZA	ROPE FUNE	STEP MARCIA	LOAD CARICO	SPEED VELOCITÀ	LOAD CARICO	SPEED VELOCITÀ
ARGANO	CV-ch Ps-hp	m.		Kg.	m/min.	Kg.	m/min.
			1	6000	8	12000	4
			2	6000	24	12000	12
			3	6000	40	12000	20
			4	3600	64	7200	32
			5	2500	80	5000	40
				0 - 1000 (*)	104 (*)	0 - 2000 (*)	52 (*)
				45 kW	55 kW		
ABSORPTIONS / ASSORBIMENTI				86 kW	94 kW		



SLEWING

0 / 0,7 r.p.m.

2 x 4 kW



LUFFING

14,5° / 85°

2.3 / 1.1 m/min

45 kW

1.9 / 0.7 m/min

55 kW



TRAVELLING

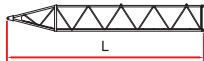

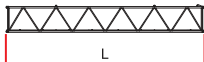



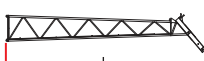

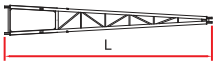






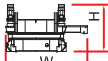





18 m/min

4 x 4 kW

(*) SPEED AUTOMATICALLY CONTROLLED BY A CURRENT SENSOR / VELOCITÀ REGOLATA AUTOMATICAMENTE DA SENSORE DI CORRENTE / VITESSE RÉGLÉE AUTOMATIQUEMENT PAR CAPTEUR DE COURANT / ACELERAR CONTROLADO AUTOMÁTICAMENTE POR UN SENSOR DE CORRIENTE / СКОРОСТЬ АВТОМАТИЧЕСКИ РЕГУЛИРУЕТСЯ ДАТЧИКОМ ТОКА



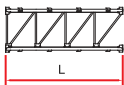

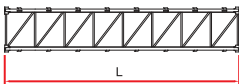



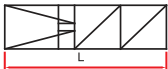





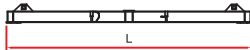

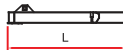



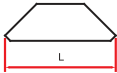



PACKING LIST

LISTA DEI COLLI / LISTE DE COLISAGE / LISTA DE CONTENIDO / ВЕС И ГАБАРИТНЫЕ РАЗМЕРЫ

DESCRIPTION DENOMINAZIONE	ITEM POS.	PIECES PEZZI	DRAWING DISEGNO	DIMENSIONS mm			WEIGHT kg			
				L	W	H	UNIT	TOTAL		
JIB ELEMENT / ELEMENTO DI FRECCIA / ELÉMENT DE FLÈCHE / ELEMENTO DE FLECHA / элемент стрелка	1	n. 1			11,370	1,620	1,600	1260	-	
		n. 2 - 4			11,465	1,395	1,600	1090	2180	
		n. 3			5,785	1,395	1,600	570	1140	
		n. 5			11,610	1,395	2,200	1224	-	
A FRAME INCLINED PANEL / PANNELLO ANTERIORE CAVALLETTO/ PANNEAU ANTERIEUR DU PORTE - FLÈCHE / PANEL DELANTERO CABALLETE / передняя панель козел	2	1			11,965	0,435	1,700	1935	-	
A FRAME VERTICAL PANEL / TIRANTE POSTERIORE CAVALLETTO/ PANNEAU VERTICAL DU PORTE - FLÈCHE / TIRANTE TRASERO CABALLETE / задняя тяга козел	3	1			11,740	0,750	1,715	1217	-	
MACHINERY DECK / PLANCIA MACCHINARI/ PLATEFORME DES MÉCANISME / PANEL MAQUINARIAS / приборная панель оборудования	4	1			8,345	2,050	2,290	9800	-	
SLEWING TABLE / GRUPPO GIREVOLE / TABLE TOURNANTE / GIRATORIO / вращения	5	1			2,300	3,200	1,900	4540	-	
ACCESS BALCONY, CABIN / BALLATOIO CABINA, CABINA / PORTE CABINE / BALCÓN CORRIDO CABINA, CABINA / площадка кабины, кабина	6	1			2,470	3,530	2,190	861	-	
COUNTERWEIGHT BLOCK / BLOCCHI DI CONTRAPPESO / CONTRE-POIDS / BLOQUES DE CONTRAPESO / блоки противовеса	7	7			A LR165	3,140	0,225	1,825	2600	18200
		1			B LR165	2,200	0,170	1,825	1243	-

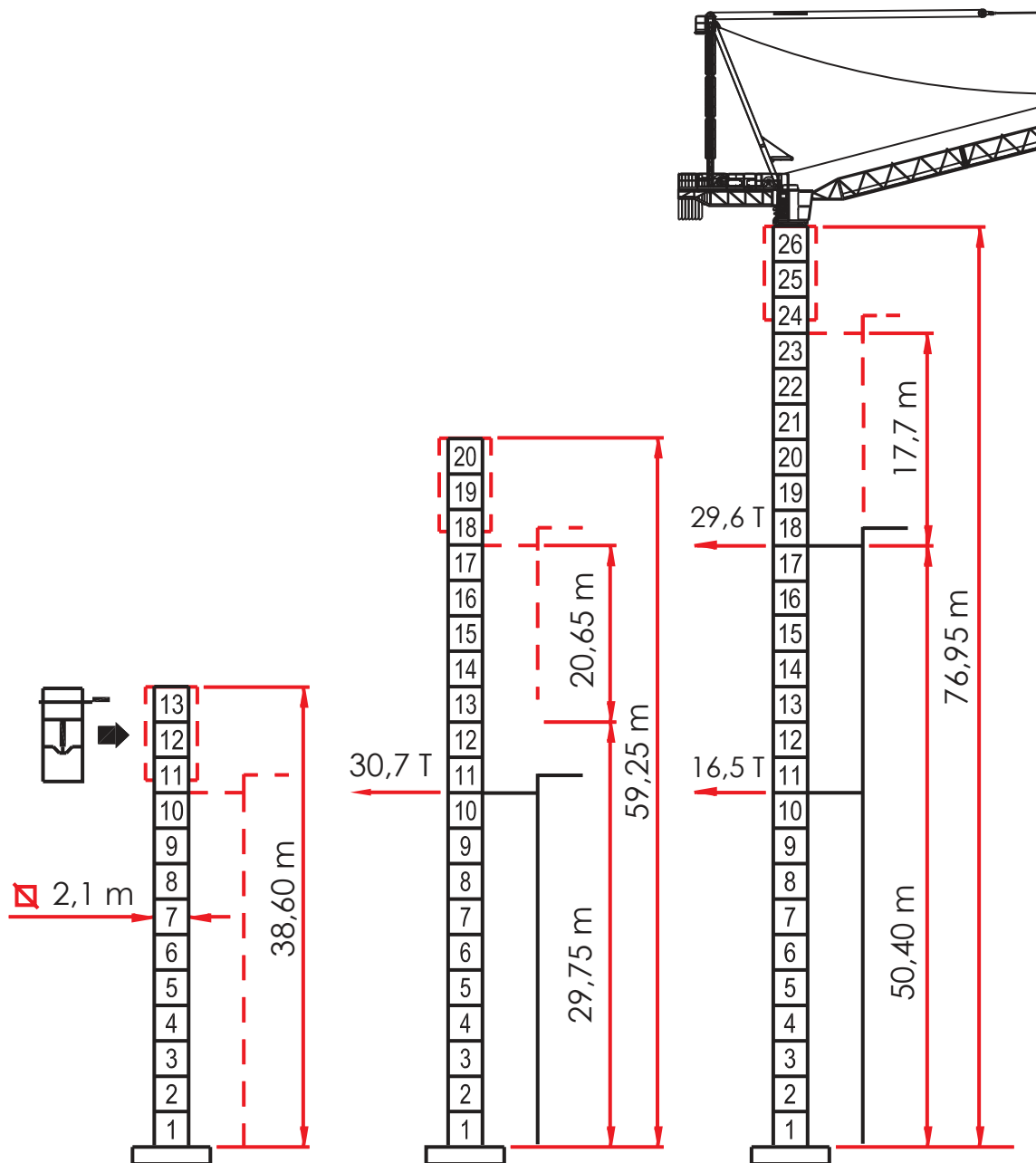
PACKING LIST

LISTA DEI COLLI / LISTE DE COLISAGE / LISTA DE CONTENIDO / ВЕС И ГАБАРИТНЫЕ РАЗМЕРЫ

DESCRIPTION DENOMINAZIONE	PIEM POS.	PIECES PEZZI	DRAWING DISEGNO	DIMENSIONS mm			WEIGHT kg			
				L	W	H	UNIT	TOTAL		
TOWER ELEMENT / ELEMENTO DI TORRE ELÈMENT DE MATURE / ELEMENTO DE TORRE / башенный элемент	8	-			2,950	2,300	2,300	1900	-	
		-			5,900	2,300	2,300	3450	-	
		-			11,800	2,300	2,300	5920	-	
BASE ELEMENT / ELEMENTO DI BASE / MAT DE BASE / ELEMENTO DE BASE / элемент основания	9	1			3,000	2,400	2,400	1950	-	
CLIMBING CAGE / GABBIA DI MONTAGGIO / CAGE DE MONTAGE / JAULA DE MONTAJE / монтажная клеть	10	1			8,530	3,100	2,300	7670	-	
EXPENDABLE FOUNDATION ELEMENT / TRONCHETTO DI FONDAZIONE / ELÈMENT A SCELLER / TRONCO DE FUNDACIÓN / ствол основания	11	1			1,820	2,400	2,400	1370	-	
FIXING ANGLES / GAMBE DI FONDAZIONE / PIEDS DE SCELLEMENT / PATAS DE FUNDACIÓN / ножки основания	12	4			1,820	0,470	0,470	280	1120	
BASE MAIN BEAM / TRAVE PRINCIPALE CROCIERA DI BASE / POUTRE DE CHASSIS DE BASE / VIGA PRINCIPAL DE LA CRUCETA DE BASE / главная балка крестовины основания	13	1			8,900	0,720	0,760	1650	-	
HALF BASE BEAM / SEMITRAVE DI BASE / SEMIPOUTRE DE CHASSIS DE BASE / MEDIA VIGA DE LA CRUCETA DE BASE / полубалка крестовины основания	14	2			4,350	0,600	0,760	750	1500	
DRIVEN BOGIE / BILANCINO TRASLAZIONE MOTORIZZATO / BOGGIE MOTORISÉE / BALANCÍN DE TRASLACIÓN MOTORIZADO / приводной балансир горизонтального перемещения	15	4			1,750	0,705	0,790	1000	4000	
BASE BALLAST BLOCK / BLOCCO DI ZAVORRA / LEST DE BASE / BLOQUE DE LASTRE / блок балласта	16	-			3G	4,200	0,320	1,400	3230	-
		-			3H	5,200	0,400	1,400	6240	-

EXTERNAL CLIMBING

SOPRALZO IDRAULICO / TELESOPABE / ELEVACIÓN
HIDRÁULICA / ПИДРАВЛИЧЕСКОЕ ПАРЛЦИВАННЕ



[LR 165 _REV. _0413] ADL / TECHNICAL DEPARTEMENT

THE DATA OBJECT OF THESE SHEETS ARE SUBJECT TO CHANGE WITHOUT PRIOR NOTICE / I DATI OGGETTO DELLE PRESENTI SCHEDE POTREBBERO SUBIRE MODIFICHE SENZA PREAVVISO / LES INFORMATIONS DONNÉES DANS LES PRÉSENTES FICHES POURRAIENT SUBIR DES MODIFICATIONS SANS PRÉAVIS / LOS DATOS CONTENIDOS EN ESTE FORMULARIO ESTÁN SUJETAS A CAMBIOS SIN PREVIO AVISO / ДАННЫЕ, УКАЗАННЫЕ В НАСТОЯЩИХ СПЕЦИФИКАЦИЯХ, МОГУТ ИЗМЕНЯТЬСЯ БЕЗ ПРЕД ВАРИТЕЛЬНОГО ПРЕДУПРЕЖДЕНИЯ.